

WEEK 5: NARRATIVE WRITING

How to Write An Adventure Film: El Dorado Lesson 21

Today's lesson: youtu.be/SdLwZ0NDJGM

This week we read chapter 4 of El Dorado. This lesson helps to research and plan your narrative as we get towards the last parts of the film. Next week will be the climax of the story.

Tasks:





In our writing today we will use our senses to describe what we can see, hear, feel and think. Have a go first - look at the image below and describe the journey to Lake Guatavita using your senses. Remember to use expanded noun phrases.



| | | | |
|--|---|-------------------------------|---|
| See  | 1. From the Amazon to Guatavita | 2. Walking to the lake | Hear  |
| Feel  | 3. At the lake hearing the truth | 4. Leaving | Think  |

Now it's time to plan your narrative paragraphs for your adventurers.

1. How do they reach the final destination? 2. What do they find there? 3. What is the problem? Is there a twist? 4. Where do they head next?

| | |
|---|---|
|  See 1. | |
| | 2. |
|  Hear | |
| | 4. |
|  Feel 3. | |
| |  Think |

Share your work with your teacher, and send it to us on the Facebook group - search for **LitFilmFest Classrooms!**

Get more free writing resources at litfilmfest.com/home-learning, including

The Quick-Fire Write, a daily writing challenge video!

Thanks to Carol Minton-Allen for help with creating these worksheets!

How to Write An Adventure Film: El Dorado Lesson 22

Today's lesson: youtu.be/Q0KLZkkxZdA

Today you are going to write the first draft of your narrative you planned yesterday. To help, let's look at this sentence:

At the top of the tree, the monkey sat and ate his banana.

In this sentence, the *position* is **at the top**, the *place* is **the tree**, the *subject* is **the monkey** and the *action* is **sat and ate his banana**.

- See the examples below for ideas. Can you spot the **position + place, subject + action**?

Underneath a bush, the young monkey gobbled the banana.

High above the ruined temple, Chip could see birds flying across the sky.

Nestled amongst the pebbles, Tim caught a glimpse of something gold and shiny.

Tasks:

- Include a GROSS ANIMAL EATING paragraph!
- Also remember you can use 'Position + Place, Subject + Action' sentences.
- Will you use speech in your narrative?
- 1) Describe getting closer to your final destination. 2) Approach the outside of your destination. 3) Is there a twist when you get there? 4) Leaving - what do the characters think and feel? Where are they heading for the CLIMAX next week?
- Have you used SEEING, HEARING, FEELING and THINKING?

Paragraph 1 - Describe getting closer to your final destination

Paragraph 2 - Approach the outside of your destination

Paragraph 3 - Is there a twist when you get there?

Paragraph 4 - Leaving - what do the characters think and feel? Where are they heading for the CLIMAX next week?

How to Write An Adventure Film: El Dorado Lesson 23

Today's lesson: youtu.be/7QdiroYoqNc

Today we are improving our draft, focusing on using 'With an action, more action' sentences.

With an action, more action.

With an angry shout, **he dashed for the door.**

With a backward glance, **she put one finger to her closed mouth.**

With one last quick look around, **Clegg crept silently from the dismal cell.**

With tears in her troubled eyes, **Bioho looked sadly out over the endless ocean.**

Have a go at writing a '***with an action, more action***' sentence to include in each of your narrative paragraphs from yesterday.

Paragraph 1 - getting closer to your final destination

Paragraph 2 - approaching the outside of your destination

Paragraph 3 - When you get there

Paragraph 4 - Leaving

Tasks:

Turn your draft from yesterday into a final edit, ready to film tomorrow.

- 1) Use your 'With an action, more action' sentences to improve your work.
- 2) Can you create sentences that have big impact?
- 3) Can you read your work out aloud to make sure it sounds right and what needs changing?
- 4) Can you add in some of the sentence types from past weeks? (e.g de:de sentences)

How to Write An Adventure Film: El Dorado Lesson 24

Today's lesson: youtu.be/mi1rIV6BuEQ

Today you will be performing and filming your narrative paragraphs. You can use freeze frames, images, or any method you like to record this section.

1. Have you rehearsed reading your narrative?
2. How are you going to create? Using voiceover? Green screen? Live action? Using pictures from the internet?
3. Can you hear all of the narration on your final video?

Once you've recorded everything, the next step will be putting together all of the shots. You can use a simple video editor to do this such as iMovie, Adobe Spark or Quik.

Tasks:

- Record each narrative paragraph.
- Speak slowly and clearly - do a test first to make sure you can be heard.
- Put all the shots together in a video editor.
- Share your work with your teacher, and send it to us on the Facebook group - search for **LitFilmFest Classrooms!**

How to Write An Adventure Film: El Dorado Lesson 25

Today's lesson: youtu.be/bY5DTdy7Dyw

This writing lesson with author TOM HUDDLESTON challenges you to create your own futuristic city where any adventure could take place for the characters.

Tasks:

- 1) Draw a cool map of where you live, but in the future. What is the one major thing that has changed in your futuristic world?
- 2) Now write a short description as you walk through your futuristic city. What do you see? What do you hear? What do you think or feel?